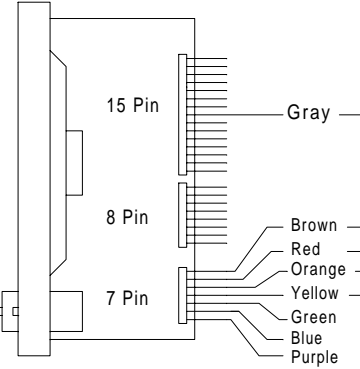
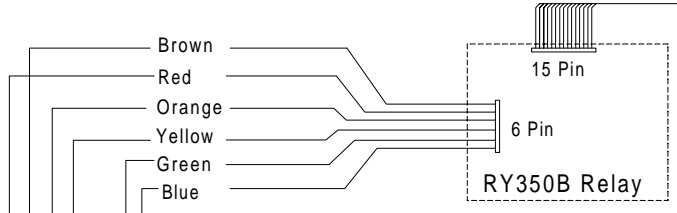


SF301PIR
Pillow
Speaker

IR311B Station
Top View



Note: for remaining connections
see NL401 wiring diagram



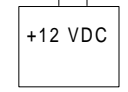
External Connections
From Hospital Grade TV UL 1410 Listed

- Orange TV Control
- Green - Audio & Switch Common
- Blue + Audio

To 70 volt output power amplifiers


- Green/White - Channel #1
- Yellow/White + Channel #1
- Orange/White - Channel #2
- Red/White + Channel #2
- Brown/White - Channel #3
- Black + Channel #3
- White - Channel #3
- Gray + Channel #4
- Red + Channel #4
- Brown - Channel #4
- Not Used
- Not Used

+12 VDC Power Supply



Note: Power supply other than
Nurse Call is required.
1.2 Watts per RY350B unit.

Note: This should be duplicated for Dual Patient Stations (IR312B)

 TekTone ®	TITLE: RY350B WIRING DIAGRAM	MATL: MEL	DATE: 11/03/94
	APP: NC300 NURSE CALL SYSTEM	REV: 3	PAGE: NL407